

MDT

MDT

MDT


MDT-01R-R *MDT-01T-R*
MDT-01R-T *MDT-01T-T*
MDT-02R-R *MDT-02T-R*
MDT-02R-T *MDT-02T-T*

A04


2023-12-28



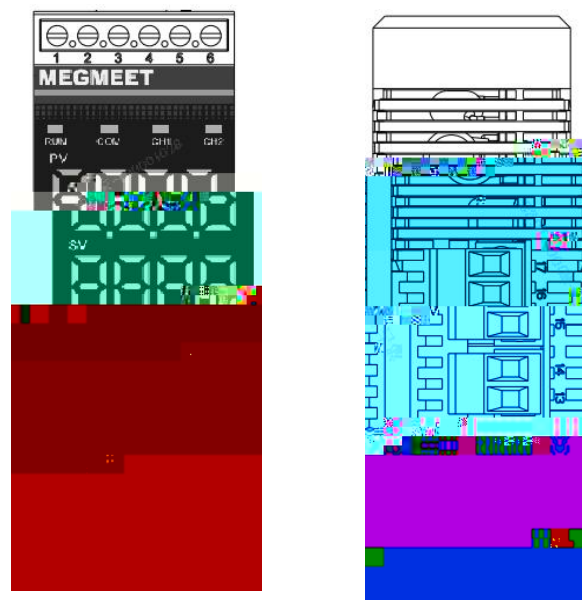
4.



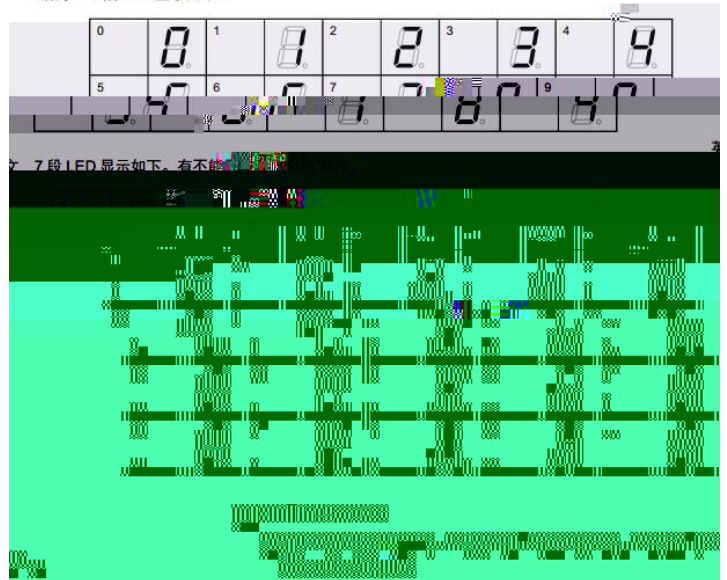
显示区域



5.



● LED 数字·文字显示
数字 7 段 LED 显示如下。



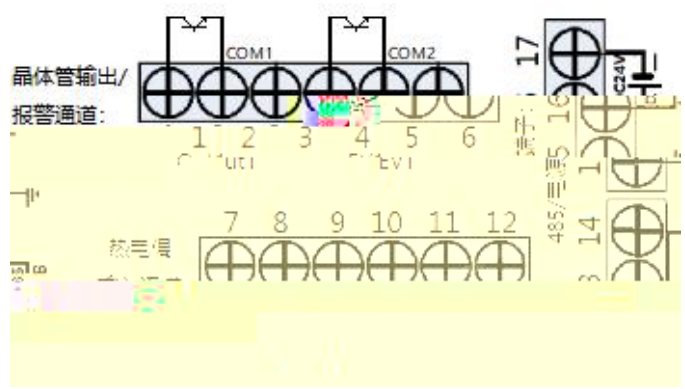
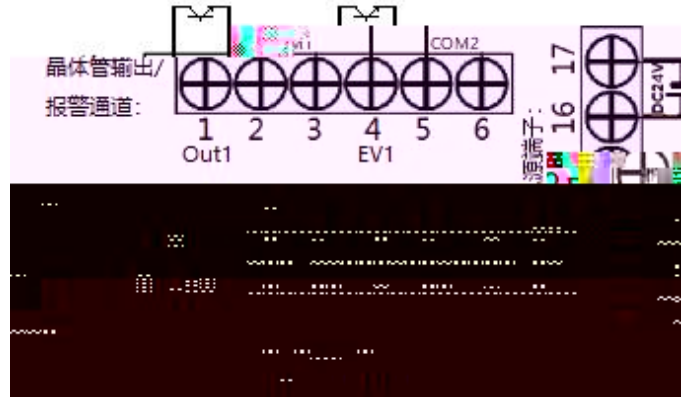
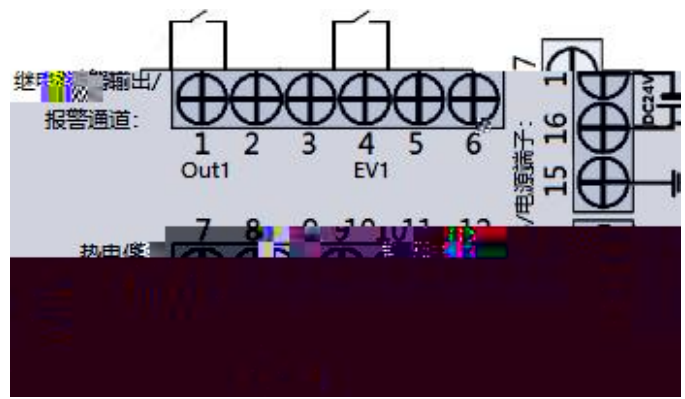
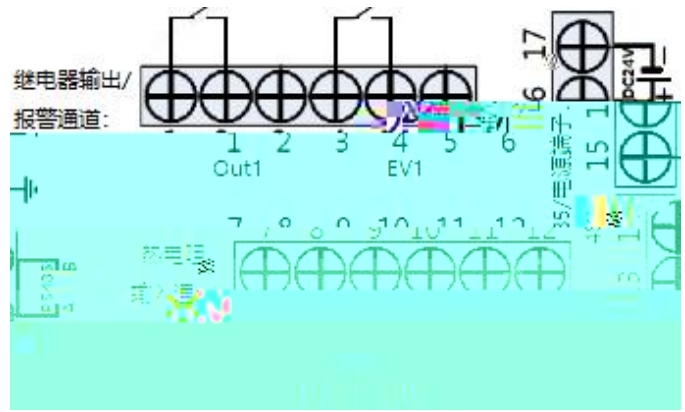
1	0	1
2		
3	5	
4		"LoCk"

ID	ID	ID	ID	ID
0	NA	#701-#702 #909-#910	PV SV	1 PV SV 2

RUN		10Hz 15Hz 0.5Hz 1Hz
COM		
CH1	CH1	
CH2	CH2	
OT1	OUT1	ON
OT2	OUT2	OFF
EV1	ALM	ON
EV2	ALM	OFF

	&	
		1 a b 2
		1 M M
		2

1	r-S	Run-Stop	#1603	#1604	/	Stop rUn
2	InPt	Input Type	#901	#902		.
3	StAn	Station Number	#4601		MODBUS	1~247
4	bAUd	Baud	#4600		RS485	24 2400 48 4800 96 9600 384 38400 576 57600 1152 115200
5	Pty	Parity	#4600		RS485	nonE odd EvEn
6	StoP	Stop Bit	#4600		RS485	1 1 Stop Bit 2 2 Stop Bits
7	Ht-P	Heat Proportion	#925	#926		. BFM .
8	Ht-I	Heat Integration	#933	#934		. BFM .
9	Ht-D	Heat Differentiation	#941	#942		. BFM .
10	CtPd	Control Period	#917	#918		. BFM .
11	PvOf	PV OFFSET	#1619	#1620		. BFM .
12	FoF	First Order Filter	#801	#802		. BFM .
13	A1Md	Alarm Mode	#600		1	. .
14	A1SV	Alarm Set Value	#606	#610	1	. BFM .



1.

(1)

(2)

(3) 24Vdc

(4)

BFM



POWER
LED

24V+